



## **International Cooperative Cross-Border Interdisciplinary Doctoral Programme in International Economic Relations and Management**

### **Obligations of participating universities (§ 27 HS-QSG)**

Participating partner institutions /universities within this joint doctoral study programme are:

- (i) **JURAJ DOBRILA UNIVERSITY OF PULA, CROATIA**
- (ii) **UNIVERSITY OF ECONOMICS IN BRATISLAVA, FACULTY OF INTERNATIONAL RELATIONS, BRATISLAVA, SLOVAKIA**
- (iii) **UNIVERSITY OF SOPRON, ALEXANDRE LAMFALUSSY FACULTY OF ECONOMICS, SOPRON, HUNGARY**
- (iv) **UNIVERSITY NORTH, CROATIA**
- (v) **CZECH UNIVERSITY OF LIFE SCIENCES PRAGUE, FACULTY OF ECONOMICS AND MANAGEMENT, PRAGUE, CZECH REPUBLIC**
- (vi) **UNIVERSITY OF MOSTAR, FACULTY IF ECONOMICS, MOSTAR, BOSNIA and HERCEGOVINA (still in process of external evaluation)**

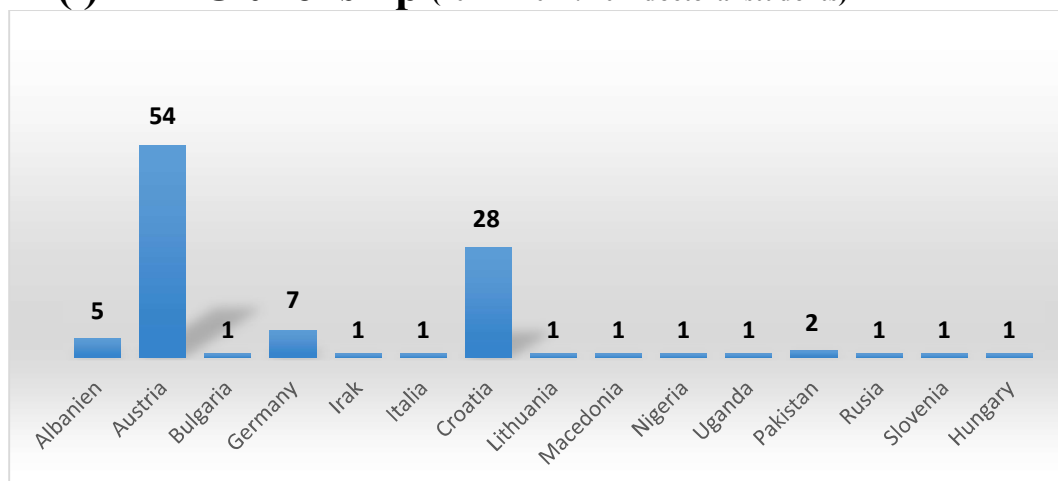
The first three nominated institutions signed the agreement on mutual academic collaboration in year 2014. The University North, the University of Mostar and Czech University of Life Sciences Prague joined the Consortium in 2018 (the notification was valid until 2021).

The renewed notification decision pursuant to & 27 in connection with & 27a HS-QSG was applied within 2021 and according to Ergebnisbericht, the **period of validity of the notification is limited to the period 09/22/2021 to 09/22/2027**, with exception of the University of Mostar.

Information about notification decision pursuant to &27 in connection with & 27a HS-QSG can be found on the AQ Austria website: <https://www.aq.ac.at/de/meldung-auslaendischer-studien/meldung-auslandischer-studien/php>.

# 1. ALL DOCTORAL STUDENTS 2014-2022 in total 107

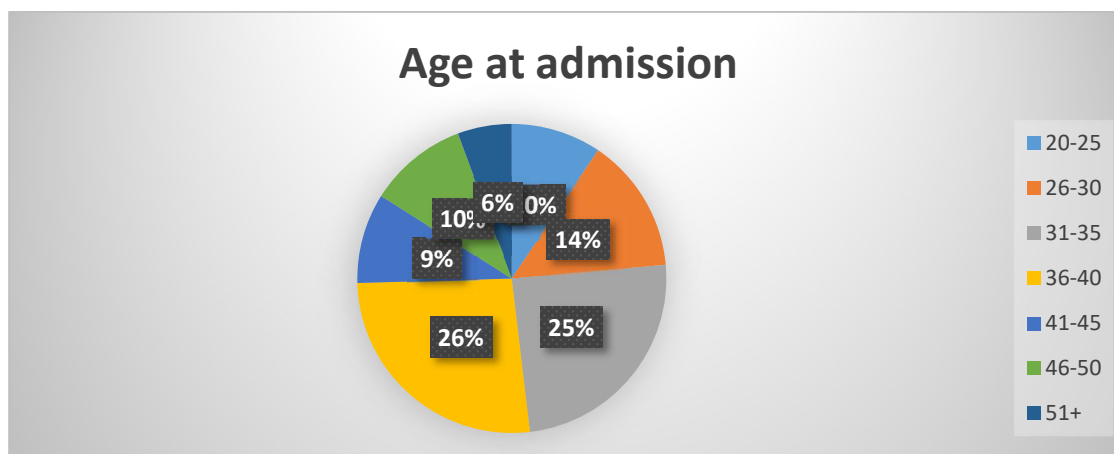
## (i) Citizenship (2014 – 2021: 107 doctoral students)



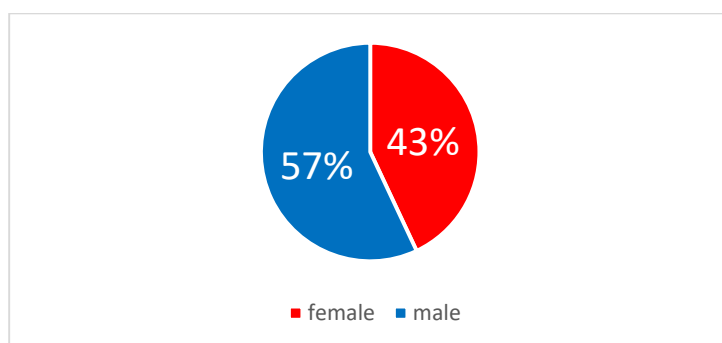
## Citizenship (2014 – 2021: 107 Students)

All doctoral students	Academic year 2021/22			
Citizenship	masculine	feminine	divers	In total
Albania	-	5	0	5
Austria	34	20	0	54
Bulgaria	1	0	0	1
Croatia	14	15	0	29
Germany	4	3	0	7
Hungary	0	1	0	1
Irak	1	0	0	1
Italia	1	0	0	1
Litauen	0	1	0	1
Macedonia	1	0	0	1
Nigeria	1	0	0	1
Pakistan	2	0	0	2
Rusia	1	0	0	1
Slovenia	0	1	0	1
Uganda	1	0	0	1

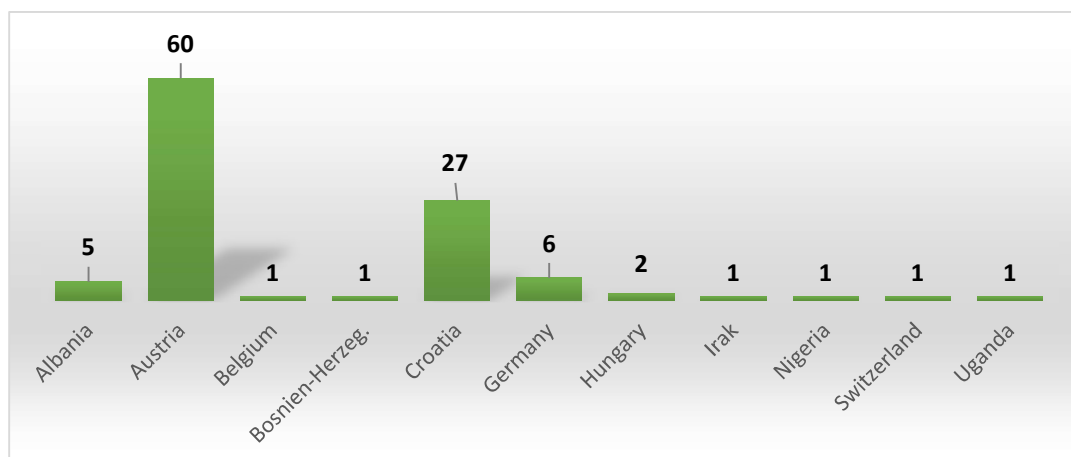
**(ii) Age** (2014 – 2021: 106 doctoral students)



**(iii) Gender** (2014 – 2021: 106 doctoral students)



**(iv) Residence** (2014 – 2021: 106 doctoral students)

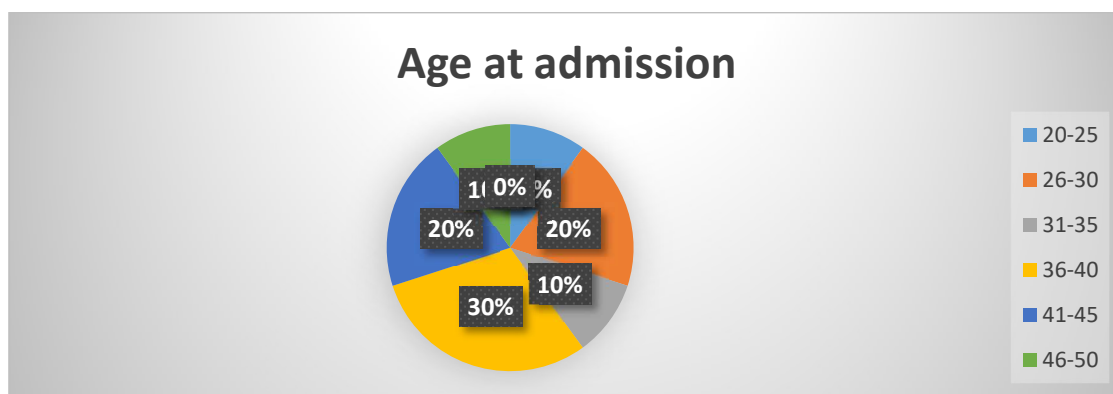


## 2. BEGINNERS within the academic year 2021/22: In total 10 doctoral students

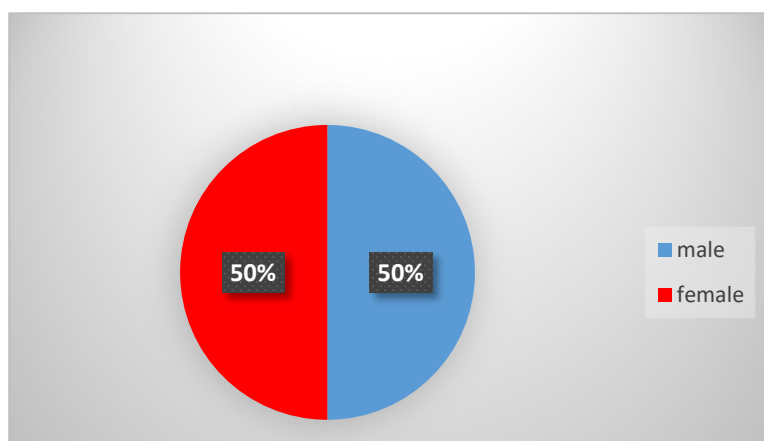
### (i) Citizenship (Group 2021: 10 Students)

Beginners	Academic year 2021/22			
Citizenship	masculine	feminine	divers	In total
Albania	0	1	0	1
Austria	3	3	0	6
Croatia	2	1	0	3

### (ii) Age (Group 2021: 10 Students)

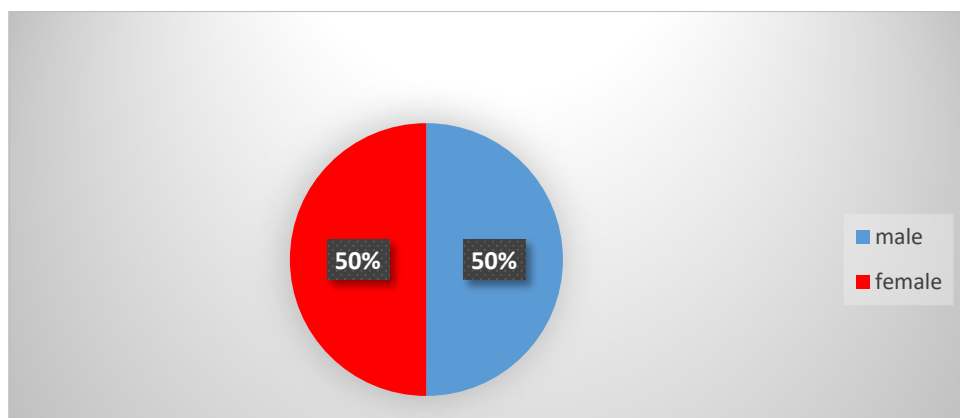


### (iii) Gender (Group 2021: 10 Students)

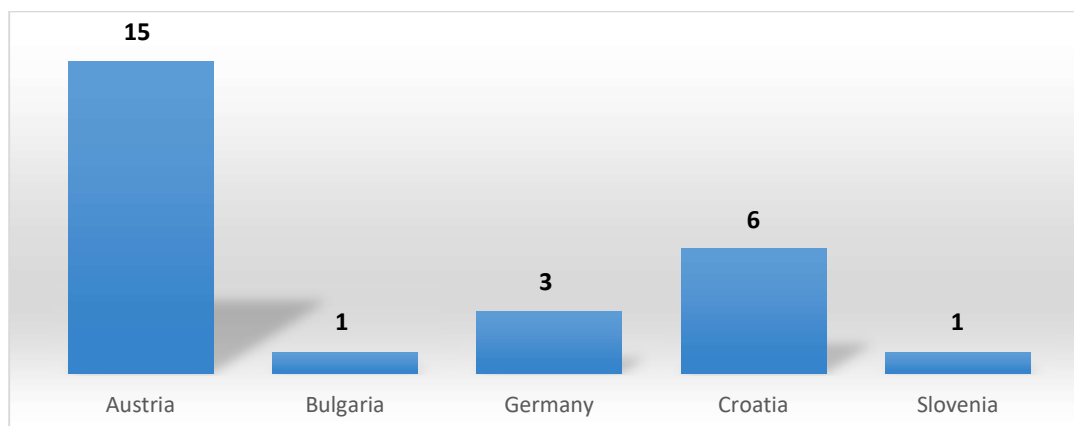


### 3. GRADUATES: in TOTAL 26 (2014-2022)

#### (i) Gender (all graduates 2014-2022)

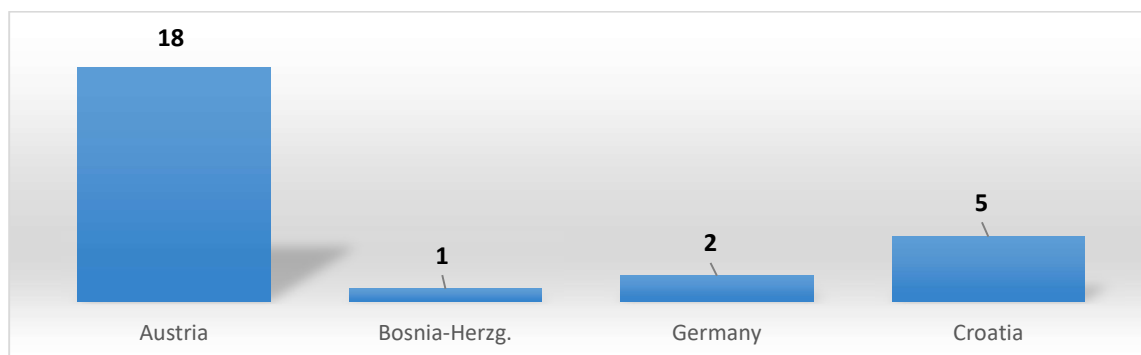


#### (ii) Citizenship (all graduates 2014-2022)



Graduates	Up to academic year 2021/22			
Citizenship	masculine	feminine	divers	In total
Austria	10	5	0	15
Bulgaria	1	0	0	1
Croatia	0	6	0	6
Germany	2	1	0	3
Slovenia	0	1	0	1

**(iii) Residence (all graduates 2014-2022)**



10.02.2022